



### District Report Card: 2017


<b>State:</b> Manipur	<b>District:</b> Imphal East
<b>Class:</b> 8	<b>Subject:</b> Language
<b>Schools:</b> 51	<b>Students:</b> 729


### Participation/Coverage


#### Students

 GENDER	Boys		Girls	
	Number	%	Number	%
	300	41.15	429	58.85

 AREA	Rural		Urban	
	Number	%	Number	%
	607	83.26	122	16.74

 CATEGORY	SC		ST		OBC		GEN	
	Number	%	Number	%	Number	%	Number	%
	76	10.43	44	6.04	398	54.60	211	28.94

 CWSN	LD	VI	HI	S&LD	ID	Oth
	2	0	0	0	2	0

 Management	Government		Government-aided	
	Number	%	Number	%
	562	77.09	167	22.91

### Average Performance of Students in Language (%)

Overall	Gender		Area		Management		Social Group			
	Male	Female	Rural	Urban	Govt.	Aided	SC	ST	OBC	GEN
48.24	47.07	49.06	47.95	49.67	48.99	45.71	46.67	41.82	51.12	44.71

## Performance on Learning Outcomes (LOs)

Learning Outcomes	Description	Average Performance(%)
L813	Read textual/non-textual materials with comprehension and identifies the details, characters, main idea and sequence of ideas and events while reading	48.24

Range of Performance of Students who Answered Correctly							
Below 30%		30% - 50%		50% - 75%		Above 75%	
Number	%	Number	%	Number	%	Number	%
177	24.28	207	28.40	258	35.39	87	11.93

## Lowest Performing Learning Outcomes (LOs)

1 - Read textual/non-textual materials with comprehension and identifies the details, characters, main idea and sequence of ideas and events while reading (48.24)